



Tandem[®]

Laminate worktops and breakfast bars



‘The definitive collection of worktop laminates in plain colours, woodgrains, granite effects and abstract designs’

Tandem®

Why choose us?

- **A range of popular designs**

The definitive collection of laminates in plain colours, woodgrains, granite effects and abstract designs.

- **Choice of profiles**

All Tandem worktop designs are available in a choice of 30mm or 40mm profiles.

- **A comprehensive range of sizes**

An extensive range of dimensions in all worktops and breakfast bars.

- **Exceptionally high quality**

And very good value.

- **Finishing touches**

All of our designs are available with optional matching upstands and a selection of splashbacks. Did you know all our laminate worktop decors can also be supplied as sheet laminate?

- **Fantastic laminate surface textures**

Six superb textures, from the cool sophistication of high gloss to the deep ruggedness of sirius.

Firing your imagination

In addition to the huge array of colours and patterns that Tandem worktops can offer, there are six exciting laminate surface textures to explore.

We have tried to describe them here, but there is no substitute for seeing and touching the real thing to fire the imagination.



Mainly used for our stone and wood decors where the extremely subtle 'grainy' textured surface helps to create the authentic look and feel of a natural surface.



The satin finish of our worktops can best be described as having a light, even 'dimple' that creates an attractive sheen to enhance the colours and patterns of the worktop.



An intriguing stellar finish that uses varying depth of texture to create a stylishly stunning effect.



As the name implies, this is an exceptionally smooth, texture free surface that is soft to the touch with a suggestion of warmth.



A simply stunning new finish, combining subtle variations of surface depth, gloss and matt areas with the underlying colour and pattern to create a striking contemporary finish.



Our highly reflective, luxurious gloss is one of our most popular choices, but requires a little more care and attention in order to retain its glamour.

Gloss surfaces look visually stunning if well maintained, however they will tend to show marks and scratches more readily. For this reason we advise that extra care should be exercised in the handling, installation and cleaning of these products.



‘Add an air of contemporary
sophistication with Italian Granite’

Laminate worktops and breakfast bars

The complete package



The decors featured in this brochure are available in both 30mm or 40mm worktops and breakfast bars. Matching upstands and splashbacks are also available for certain finishes, please refer to the back of this brochure for a comprehensive guide to the finishes and sizes available in the Tandem range. Please note worktop prices vary according to texture.

Tandem quality guarantee

Each Tandem worktop is supplied with a comprehensive installation and maintenance leaflet which should be read thoroughly before installation. Tandem 30mm and 40mm laminate worktops and breakfast bars are manufactured to the rigorous standards of EN438. This ensures the best heat, moisture and impact resistance. Above all, the surface is completely hygienic and perfect for food preparation.

Tandem laminate worktops are supplied shrink-wrapped in a heavy duty polythene to protect them during transit and include a free half-length matching laminate edging strip.

Our FSC accreditation provides a chain of custody that ensures a sustainable process is followed from the forest to the finished worktop.



Tandem

30mm

30mm Laminate worktops
3000 x 600 x 30mm

30mm Laminate breakfast bars
3000 x 900 x 30mm



40mm

40mm Laminate worktops
3000 x 600 x 40mm

40mm Laminate breakfast bars
3000 x 900 x 40mm



- ① The Tandem high pressure decorative laminate (HPL) surface is manufactured to BS/EN438/2005 and is inherently heat, impact, moisture, UV and wear resistant.
- ② New 6mm corner radius to top and bottom edges.
- ③ The decorative laminate is wrapped under the worktop to provide a drip barrier against water ingress. The rear edge of the worktop (not shown) is sealed against moisture ingress with an injected hot melt wax.
- ④ A resin impregnated foil is applied to the underside of the worktop to offer additional moisture resistance.
- ⑤ A rebate with a polyurethane resin in-fill acts as an additional moisture barrier.

The substrate is a high density chipboard manufactured to EN312/2003 part 3 P2 grade.

Tandem® Laminate worktops and breakfast bars



Lunar Night (glaze)



Black Slate (gloss)




Black Slate (satin)




Black Sirius (sirius)



Black Labrador (satin)



Patmos (satin)



Grey Dust (matt)



Italian Granite (glaze)




Jamocha (gloss)



Bella Capri (glaze)



Quartz (satin)



Cream Stone (smooth)



Taurus Beige (matt)



Natural Sandstone (satin)



Onyx (matt)



Walnut Butcher Block (matt)




Blocked Oak (matt)



New Light Oak (matt)



Natural Blocked Beech (matt)



Pearl White (satin)

Accessories

From upstands and splashbacks to worktop legs and worktop protection.



Upstands and splashbacks

Matching upstands and splashbacks add the finishing touch to any worktop. Not only do they have aesthetic appeal, they provide an exceptionally effective barrier to water ingress between the back edge of the worktop and the adjacent vertical surface.

Upstands are available for all Tandem worktop and breakfast bar decors with selected decors available in matching splashback. Size and availability information can be found in the table on the reverse of this page.

Worktop legs

The addition of a breakfast bar provides an accessible surface for both food preparation and for the family to eat a meal.

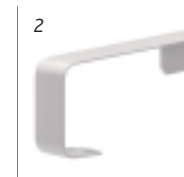

To complement the range of breakfast bars there is a range of adjustable legs available. The legs are 870mm and 710mm long, have a 60mm diameter and come in a variety of finishes. A cube version is also available in chrome for a more contemporary effect.



Worktop protection

No matter how tough they are, all worktops will be damaged by placing a hot pan or dish straight from the oven onto the surface. A simple heat resistant mat will avoid this, but a more stylish and permanent solution is the use of worktop protector rods.

Each rod is supplied with a self-adhesive backing tape for easy application. A fixing template is also provided for accurate and equal spacing of the rods.



Aluminium jointing strips

Available in new 6mm profile for 30mm and 40mm Tandem worktops and breakfast bars. Three finishing options: corner joint, straight joint or end cap.



The FIRA Gold Award

Tandem laminate worktops have been awarded the prestigious FIRA Gold Award. The FIRA Gold Award is the well respected and recognised symbol of product excellence within the furniture industry.


To receive and maintain the award, manufacturers are required to undergo comprehensive testing and ongoing auditing programmes to ensure that their products have been produced to the highest possible standards.

The award is highly valued by manufacturers, specifiers and consumers and provides the solid reassurance that the product it endorses meets all necessary standards.

◆ Black Sirius upstand measures 3000 x 100 x 18mm

Availability table

	Bella Capri (glaze)	Black Labrador (satin)	Black Sirius (sirius)	Black Slate (gloss)	Black Slate (satin)	Blocked Oak (matt)	Cream Stone (smooth)	Grey Dust (matt)	Italian Granite (glaze)	Jamocho (gloss)	Lunar Night (glaze)	Natural Blocked Beech (matt)	Natural Sandstone (satin)	New Light Oak (matt)	Onyx (matt)	Patmos (satin)	Pearl White (satin)	Quartz (satin)	Taurus Beige (matt)	Walnut Butcher Block (matt)	
Price group	C	A	C	B	A	A	A	A	C	B	C	A	A	A	A	A	A	A	A	A	
30mm																					
Laminate worktop 3000 x 600 x 30mm	●	●	●	●	●	●	●	●	●	●	●	●	●	●	●	●	●	●	●	●	
Laminate breakfast bar 3000 x 900 x 30mm	●	●	●	●	●	●	●	●	●	●	●	●	●	●	●	●	●	●	●	●	
40mm																					
Laminate worktop 3000 x 600 x 40mm	●	●	●	●	●	●	●	●	●	●	●	●	●	●	●	●	●	●	●	●	
Laminate breakfast bar 3000 x 900 x 40mm	●	●	●	●	●	●	●	●	●	●	●	●	●	●	●	●	●	●	●	●	
Upstands																					
Laminate upstand 3000 x 70 x 12mm	●	●	◆	●	●	●	●	●	●	●	●	●	●	●	●	●	●	●	●	●	
Splashbacks																					
Laminate splashback 3000 x 1200 x 8mm				●	●				●		●										



‘Cream Stone's light, natural colours and silky smooth surface will bring warmth and harmony to your kitchen’

Tandem[®]

Swatch and information service

Please contact us to receive actual laminate samples of any of the worktop decors shown.


larkandlarks.co.uk

online kitchen & bedroom store

See website for details. Help line: 0845 017 6480



Cover Image – Black Sirius

Tandem formerly **Tradeline** worktops

Whilst every effort has been made to accurately represent the colours and textures, we are unable to guarantee an exact match due to the limitations of the brochure printing process. E&OE. We reserve the right to amend specifications of products without notice.



The mark of
responsible forestry